



**CENTRAL TEXAS  
Regional Mobility Authority**

## AGENDA ITEM #8 SUMMARY

---

Presentation of the FY 2012-2013 Preliminary Budget.

Department: Finance

Associated Costs: None

Funding Source: None

Board Action Required: None

Description of Matter:

Presentation of the FY 2012-2013 Preliminary Budget.

Attached documentation for reference:

Draft Budget for FY 2012-2013

Contact for further information:

Bill Chapman, Chief Financial Officer

Cindy Demers, Controller



MAY 24, 2012



CENTRAL TEXAS  
Regional Mobility Authority

**PROPOSED**  
**OPERATING BUDGET**  
**FY 2013**

The Central Texas Regional Mobility Authority is authorized by the Texas Legislature under Chapter 370 of the Transportation Code. Formed in 2002 as the State's first regional mobility authority, the Central Texas Regional Mobility Authority represents the Legislature's vision to give local communities greater flexibility to develop and implement innovative transportation programs. With the support and guidance of Travis and Williamson counties, the Mobility Authority has evolved into a vibrant, agile, highly effective organization. The Mobility Authority's first project, 183A, continues to exceed original traffic and revenue expectations and was recently extended by another 6.2 miles that opened to traffic in April 2012, 7 years ahead of original plans. The Manor Expressway project is under construction and the MoPac Improvement Project is well into the project development stages.

**Board of Directors**

Ray A. Wilkerson, Chairman

James H. Mills, Vice-Chairman

Robert L. Bennett, Jr., Treasurer

Nikelle S. Mead, Secretary

David B. Armbrust

David Singleton

Charles Heimsath

**Executive Director**

Mike Heiligenstein

# Central Texas Regional Mobility Authority

## Core Ideology

The Mobility Authority's core ideology describes our consistent identity that transcends all changes related to our relevant environment. Our core ideology consists of two notions: core purpose (our reason for being) and core values (the essential and enduring principles that guide our organization).

### Core Purpose

*Be the provider of high quality regional mobility services in Central Texas.*

### Core Values

**Integrity:** Demonstrated by honest communication, transparent transactions, ethical decisions and forthright behavior.

**Accountability:** Demonstrated in fiscal responsibility, commitment to our customers and constituents and collaboration with local and regional partners.

**Credibility:** Demonstrated in an earned reputation for fairness, dependability and dedication to public service.

**Innovation:** Demonstrated in visionary leadership, entrepreneurial spirit and tolerance for honest mistakes.

# FY 2013 Proposed Operating Budget

---

## Table of Contents

<b>Proposed Operating Budget Overview</b> .....	1
<b>Consolidated Revenues and Expenses</b> .....	4
Summary of Expenses.....	5
Non-Cash Expenses.....	6
Consolidated Line Item Detail.....	7
<b>Department Budgets</b>	
Administration .....	12
Financial Services.....	16
Toll Operations .....	21
Communications.....	26
Law Department .....	31
Engineering .....	35
<b>Consolidated Staffing Schedule</b> .....	40
<b>Operating Capital Budget</b> .....	41
<b>System Operating Budget</b> .....	42
<b>Debt Service Schedules</b> .....	43
<b>Capital Improvement Program</b> .....	45

## FY 2013 Proposed Operating Budget Overview

---

Presented is the Mobility Authority’s proposed FY 2013 Operating and Capital Budgets. This document contains revenue estimates and departmental spending plans for the fiscal year beginning July 1, 2012 and ending June 30, 2013. The total proposed operating revenues are \$31,661,180. Total proposed operating expenses are \$43,194,507 inclusive of \$14,186,749 in non-cash items such as amortization, depreciation, bond issuance expense accruals and accreted interest.

As discussed below, this budget is influenced by several factors including the updated Mobility Authority Strategic Plan, the opening of the 183A extension in April of this year, the anticipated opening of Phase I of the Manor Expressway slated for January 2013 and maintaining and improving current service levels.

### Strategic Plan

The Strategic Plan serves as a guiding document in the operations of the Mobility Authority and in the development of the proposed FY 2013 budget. The Plan summarized in the graphic below states the Mobility Authority’s vision for 2025 and sets goals in context of four strategic initiative areas – Economic Vitality, Regional Mobility, Sustainability and Innovation. While all are interconnected, each initiative contains the stated goals for that area. For this budget, located in the departmental narrative sections, each department has articulated a Strategic Plan connection between their FY 2012 accomplishments and their goals for the ensuing fiscal year.



## FY 2013 Proposed Operating Budget Overview

---

### **Revenues**

Revenue estimates for FY 2013 are proposed at \$31.6 million which is an approximate 14% increase over FY 2012 budget. With only two months of history from the April 6, 2012 opening of the 183A extension, toll revenue estimates were derived from a combination of analyzing current results and making calculated projections based on this data. The projections are also inclusive of estimates for the anticipated opening of Phase I of the Manor Expressway in January 2013. The estimates are considered conservative as compared to the projections in the most recent traffic and revenue (T&R) studies. The revenue budget also includes \$1.2 million in grant funds for funding 80% of the expanded HERO program.

### **Expenses**

Expense estimates for FY 2013 are proposed at \$43.2 million which represents a 37.6% increase over the FY 2012 budget. Included in the expense estimates is \$14.2 million in non-cash expense items such as amortization, depreciation, bond issuance expense accruals and accreted interest expense. The increased operating budget is driven mainly by higher interest expense and operating costs due to the opening of the 183A extension. Interest expense increased 68.8% over FY 2012 primarily as a result of interest on the 2010 revenue bonds for the 183A extension project no longer being capitalized to the project.

The expense budget assumes a full year of operating costs for the 183A extension including increased costs for toll collection and video enforcement proportionate to the anticipated revenues collected. The budget also assumes full year depreciation expenses for the 183A extension. In addition there are partial year costs for the opening of the Manor Expressway.

Additional highlights include increased funding for expanding the coverage area on IH 35 and 183A for the highly successful HERO program. As discussed above, 80% of the expenses will be covered by grant funding. The budget also includes funding for a new performance based maintenance contract currently in the procurement process in partnership with TxDOT. The contract is expected to provide comprehensive maintenance coverage and will replace individual contracts for the various maintenance components required to maintain 183A and eventually the Manor Expressway in excellent condition.

The Mobility Authority's current office space lease expires in April of 2013. We have been researching several alternatives for office space however no final decision has been made at this time. The current budget assumes a partial year increase in rent expense.

There are no new positions proposed in the budget and other expense line items were developed in line with current operating goals and objectives as established by the Board of Directors through the Strategic Plan and Executive Director.

## FY 2013 Proposed Operating Budget Overview

---

### **Operating Capital Budget and Capital Projects Budgets**

The proposed operating capital budget includes items for replacing some of the Authority's computer servers and equipment that are past their useful life, costs for a potential office move, new document management software and new financial software to maintain office efficiency.

The Capital Projects budget reflects current and future construction projects the Mobility Authority is developing. Each of these projects is in various stages of development and may have various sources of funding which are identified in the schedule included in this document.

### **Future Projections, Cash Flow and Debt Service Coverage**

Cash flow will continued to be monitored closely over the next few years as the Authority completes construction on the Manor Expressway and revenues continue to ramp up from the opening of the 183A extension. Current projections including principal payments on existing debt and an estimated prepayment on the 2005 TIFIA loan result in a cash outflow of \$1.0 million at the end of FY 2013.

The cash flow projections are utilized to anticipate cash flow requirements as well as ensure the Authority remains in compliance with trust indentures, debt service coverage requirements and cash reserve policies.

### **Unrestricted Cash Reserves**

In regard to the Board policy of maintaining unrestricted cash reserves to cover twelve months of cash expenses, with the addition of expenses associated with the 183A extension, the FY 2013 budgeted annual cash operating expenses increased to \$29.6 million as compared to \$22.7 million for FY 2012. With such a significant increase in one year it is not financially feasible to increase the reserve fund to cover the twelve month requirement. However, the Authority will remain in compliance with the Board policy that allows the Executive Director to lower the requirement to nine months of funding if he deems it to be in the best interest of the Mobility Authority and will not adversely affect the Authority's financial stability. The nine month calculation would require the Authority to maintain approximately \$22.2 million in reserve funds. The long-term objective will be to return to the twelve month cash reserve level once the Manor Expressway Phase II Project is operational. This issue will be specifically addressed during the budget discussions.



## Consolidated Summary of Revenues and Expenses

	FY 2011 Adopted Budget	FY 2012 Adopted Budget	FY 2013 Proposed Budget
<b>Revenues</b>			
<i>Operating Revenue:</i>			
Toll Revenue	\$ 17,880,000	22,463,200	25,101,424
Video Tolls	2,800,000	3,004,800	3,629,122
Fee Revenue	1,350,000	1,252,000	1,512,134
Total Operating Revenue	\$ 22,030,000	\$ 26,720,000	\$ 30,242,680
<i>Other Revenue:</i>			
Interest Income	60,000	180,000	180,000
Grant Revenue		800,000	1,236,000
Misc Revenue	6,600	2,200	2,500
Total Other Revenue	\$ 66,600	\$ 982,200	\$ 1,418,500
Total Revenue	\$ 22,096,600	\$ 27,702,200	\$ 31,661,180
<b>Expenses</b>			
<i>Administrative, Operating and Financing</i>			
Salaries and Wages	2,913,702	3,059,243	3,021,631
Contractual Services	8,442,950	7,744,841	9,001,451
Materials and Supplies	120,500	252,200	120,875
Operating Expense	8,331,245	7,817,645	10,346,035
Financing Expense	12,443,280	12,500,303	20,704,515
Total Expenses	\$ 32,251,677	\$ 31,374,232	\$ 43,194,507
<i>Less: Non Cash Expenses</i>			
Amortization Expense		(1,230,000)	(76,000)
Depreciation Expense		(6,066,500)	(9,591,400)
Bond Issuance Expense		(385,707)	(300,000)
Accreted Interest - CABS		(960,255)	(4,219,349)
Total Non Cash Expenses		\$ (8,642,462)	\$ (14,186,749)
<i>Plus: Cash Outlays</i>			
Capitalized Interest - Interest Payments Due			-
Debt Service - Principal Due			3,688,552
Net Cash Flow			\$ (1,035,130)
		Estimated Unrestricted Cash - July 1, 2012	23,950,000
		Estimated Unrestricted Cash - June 30, 2013	\$ 22,914,870

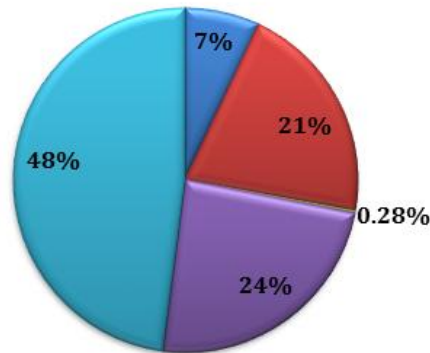
## Consolidated Summary of Revenues and Expenses

### Summary of Expenses:

	FY 2011 Adopted Budget	FY 2012 Adopted Budget	FY 2013 Proposed Budget	Increase (Decrease)
Salaries and Wages	2,913,702	3,059,243	3,021,631	-1.23%
Contractual Services	8,442,950	7,744,841	9,001,451	16.23%
Materials and Supplies	120,500	252,200	120,875	-52.07%
Operating Expense	8,331,245	7,817,645	10,346,035	32.34%
Financing Expense	12,443,280	12,500,303	20,704,515	65.63%
<b>Total Expenses</b>	<b>32,251,677</b>	<b>31,374,232</b>	<b>43,194,507</b>	<b>37.68%</b>

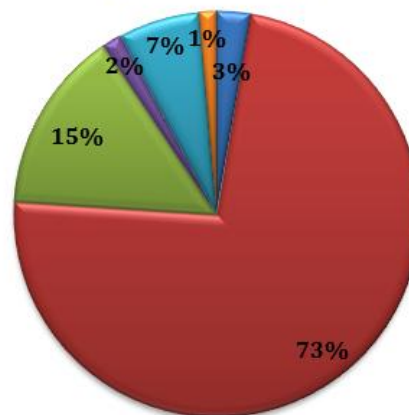
### FY 2013 - All Departments Expenses by Category

■ Salaries and Wages     
 ■ Contractual Services     
 ■ Materials and Supplies  
■ Operating Expense     
 ■ Financing Expense



### FY 2013 Expenses by Department

■ Administration     
 ■ Financial Services     
 ■ Toll Operations     
 ■ Communications     
 ■ Engineering     
 ■ Legal



## Consolidated Summary of Revenues and Expenses

---

### Non Cash Expenditures

**Total FY 2013 Proposed Expenditures** \$ 43,194,507

**Non Cash Expenditures:**

**Amortization Expense** (76,000)

Dep Exp- Furniture & Fixtures (9,000)

Dep Expense - Equipment (26,400)

Dep Expense - Autos & Trucks (7,000)

Dep Expense-Buildng & Toll Fac (177,000)

Dep Expense-Highways & Bridges (8,000,000)

Dep Expense-Communic Equip (195,000)

Dep Expense-Toll Equipment (965,000)

Dep Expense - Signs (135,000)

Dep Expense-Land Improvemts (67,000)

Depreciation Expense-Computers (10,000)

**Total Depreciation Expense** (9,591,400)

**Bond Issuance Expense Operating** (300,000)

**Accreted Interest CABS** (4,219,349)

**Total Non Cash Expenditures** \$ (14,186,749)

**Total Cash Expenditures** \$ 29,007,758

**Revenue and Expense by Line Item  
All Operating Departments**

Account Name	Budget Amount FY 2012	Actual Year to Date 4/30/2012	Percent of Budget	Proposed Budget FY 2013	Percent Change Prior Year
<b>Revenue</b>					
<b>Operating Revenue</b>					
Toll Revenue-TxTag-183A	21,395,350	13,518,382	63.18%	23,891,717	11.67%
Toll Revenue-HCTRA-183A	656,250	593,824	90.49%	756,067	15.21%
Toll Revenue-NTTA-183A	411,600	379,653	92.24%	453,640	10.21%
Video Tolls	3,004,800	2,996,802	99.73%	3,629,122	20.78%
Fee revenue	1,252,000	1,228,809	98.15%	1,512,134	20.78%
<b>Total Operating Revenue</b>	<b>26,720,000</b>	<b>18,717,470</b>	<b>70.05%</b>	<b>30,242,680</b>	<b>13.18%</b>
<b>Other Revenue</b>					
Interest Income	180,000	167,699	93.17%	180,000	0.00%
Grant Revenue	800,000	21,665,059	2708%	1,236,000	54.50%
Reimbursed Expenditures	-	150,000			
Misc Revenue	2,200	918,366	41744%	2,500	13.64%
Gain/Loss on Redemption Bonds	-	-	0.00%		
Gain/Loss on Sale of Asset	-	12,342			
<b>Total Other Revenue</b>	<b>982,200</b>	<b>22,913,466</b>	<b>2333%</b>	<b>1,418,500</b>	<b>44.42%</b>
<b>Total Revenue</b>	<b>\$ 27,702,200</b>	<b>\$ 41,630,936</b>	<b>150.28%</b>	<b>\$ 31,661,180</b>	<b>14.29%</b>
<b>Expenses</b>					
<b>Salaries and Wages</b>					
Salary Expense-Regular	2,010,301	1,540,853	76.65%	2,115,939	5.25%
Part Time Salry Expense	12,000	7,927	66.06%	12,000	0.00%
Overtime Salary Expense	4,000	-	0.00%	3,000	-25.00%
Contractual Employees Expense	105,000	7,623	7.26%	5,000	-95.24%
TCDRS	304,235	216,062	71.02%	307,536	1.09%
FICA	97,856	65,701	67.14%	96,433	-1.45%
FICA MED	30,715	22,107	71.97%	30,899	0.60%
Health Insurance Expense	204,527	143,672	70.25%	186,370	-8.88%
Life Insurance Expense	5,374	3,219	59.91%	5,684	5.77%
Auto Allowance Expense	9,000	4,462	49.58%	10,200	13.33%
Other Benefits	171,305	143,304	83.65%	185,610	8.35%
Unemployment Taxes	13,059	2,519	19.29%	12,960	-0.76%
Salary Reserve	91,871	-	0.00%	50,000	-45.58%
<b>Total Salaries and Wages</b>	<b>3,059,243</b>	<b>2,157,450</b>	<b>70.52%</b>	<b>3,021,631</b>	<b>-1.23%</b>

**Revenue and Expense by Line Item  
All Operating Departments**

Account Name	Budget Amount FY 2012	Actual Year to Date 4/30/2012	Percent of Budget	Proposed Budget FY 2013	Percent Change Prior Year
<b>Contractual Services</b>					
<u>Professional Services</u>					
Accounting	9,500	26,024	273.93%	12,000	26.32%
Auditing	55,000	44,771	81.40%	65,000	18.18%
General Engineering Consultant	1,250,000	780,443	62.44%	1,250,000	0.00%
General System Consultant	175,000	40,805	23.32%	175,000	0.00%
Image Processing	600,000	658,631	109.77%	780,000	30.00%
Facility maintenance	20,000	16,676	83.38%	41,954	109.77%
HERO	820,000	576,556	70.31%	1,629,000	98.66%
Human Resources	80,000	70,421	88.03%	25,000	-68.75%
Legal	250,000	100,714	40.29%	270,000	8.00%
Photography	15,000	12,549	83.66%	15,000	0.00%
<b>Total Professional Services</b>	<b>3,274,500</b>	<b>2,327,589</b>	<b>71.08%</b>	<b>4,262,954</b>	<b>30.19%</b>
<u>Other Contractual Services</u>					
IT Services	45,000	34,385	76.41%	65,000	44.44%
Graphic Design Services	10,000	400	4.00%	10,000	0.00%
Website Maintenance	25,000	16,977	67.91%	35,000	40.00%
Research Services	25,000	3,100	12.40%	50,000	100.00%
Copy Machine	9,000	4,819	53.55%	10,000	11.11%
Software Licenses	26,000	805	3.09%	17,200	-33.85%
ETC Maintenance Contract	840,000	552,257	65.74%	1,029,900	22.61%
ETC Development	125,000	15,356	12.28%	125,000	0.00%
ETC Testing	30,000	1,620	5.40%	30,000	0.00%
Communications and Marketing	170,000	93,326	54.90%	140,000	-17.65%
Advertising Expense	40,000	31,906	79.77%	60,000	50.00%
Direct Mail	5,000	-	0.00%	5,000	0.00%
Video Production	5,000	1,946	38.91%	5,000	0.00%
Radio	15,000	-	0.00%	10,000	-33.33%
Other Public Relations	2,500	-	0.00%	2,500	0.00%
Law Enforcement	250,000	193,727	77.49%	250,000	0.00%
Special assignments	5,000	-	0.00%	5,000	0.00%
Traffic Management	84,000	55,890	66.54%	-	-100.00%
Emergency Maintenance	10,000	-	0.00%	10,000	0.00%
Security Contracts	600	-	0.00%	600	0.00%
Roadway Maintenance Contract	300,000	74,559	24.85%	640,000	113.33%
Landscape Maintenance	280,000	119,361	42.63%	280,000	0.00%
Signal & Illumination Maint	175,000	64,950	37.11%	-	-100.00%
Mowing and litter control	40,000	52,095	130.24%	-	-100.00%

**Revenue and Expense by Line Item  
All Operating Departments**

Account Name	Budget Amount FY 2012	Actual Year to Date 4/30/2012	Percent of Budget	Proposed Budget FY 2013	Percent Change Prior Year
Hazardous Material Cleanup	10,000	-	0.00%	-	-100.00%
Striping	75,000	26,459	35.28%	-	-100.00%
Graffiti removal	10,000	-	0.00%	-	-100.00%
Cell Phones	10,700	6,910	64.58%	9,700	-9.35%
Local Telephone Service	16,000	10,908	68.17%	18,000	12.50%
Long Distance	600	-	0.00%	-	-100.00%
Internet	6,000	435	7.25%	4,500	-25.00%
Fiber Optic System	63,000	51,720	82.09%	63,000	0.00%
Other Communication Expenses	1,500	337	22.46%	11,500	666.67%
Subscriptions	1,850	120	6.48%	1,850	0.00%
Memberships	29,100	29,115	100.05%	33,959	16.70%
Continuing Education	2,000	4,492	224.61%	7,300	265.00%
Professional Development	5,000	3,490	69.80%	14,000	180.00%
Seminars and Conferences	32,500	11,559	35.57%	33,000	1.54%
Staff-Travel	76,500	36,989	48.35%	76,000	-0.65%
Other Contractual Svcs	125,200	177	0.14%	200	-99.84%
Roadway maintenance contract	-	(210)	0.00%	-	
TxTag Collection Fees	1,347,791	1,004,920	74.56%	1,434,788	6.45%
Contractual Contingencies	140,500	34,115	24.28%	250,500	78.29%
<b>Total Other Contractual Services</b>	<b>4,470,341</b>	<b>2,539,016</b>	<b>56.80%</b>	<b>4,738,497</b>	<b>6.00%</b>
<b>Total Contractual Services</b>	<b>7,744,841</b>	<b>4,866,605</b>	<b>62.84%</b>	<b>9,001,451</b>	<b>16.23%</b>
<b>Materials and Supplies</b>					
Books & Publications	16,000	7,738	48.36%	12,500	-21.88%
Office Supplies	10,000	4,897	48.97%	11,000	10.00%
Computer Supplies	13,000	9,812	75.48%	12,500	-3.85%
Copy Supplies	2,200	1,207	54.85%	2,200	0.00%
Annual Report printing	10,000	7,673	76.73%	7,000	-30.00%
Other Reports-Printing	20,000	2,000	10.00%	10,000	-50.00%
Direct Mail Printing	5,000	-	0.00%	5,000	0.00%
Office Supplies-Printed	3,000	1,328	44.27%	2,500	-16.67%
Ice Control Materials	25,000	-	0.00%	-	-100.00%
Maintenance Supplies-Roadway	100,000	9,175	9.17%	9,175	-90.83%
Promotional Items	10,000	-	0.00%	10,000	0.00%
Displays	5,000	-	0.00%	5,000	0.00%
ETC spare parts expense	30,000	3,178	10.59%	30,000	0.00%
Tools & Equipment Expense	1,000	142	14.23%	1,000	0.00%
Misc Materials & Supplies	2,000	683	34.15%	3,000	50.00%

**Revenue and Expense by Line Item  
All Operating Departments**

Account Name	Budget Amount FY 2012	Actual Year to Date 4/30/2012	Percent of Budget	Proposed Budget FY 2013	Percent Change Prior Year
Total Materials and Supplies	<b>252,200</b>	<b>47,833</b>	<b>18.97%</b>	<b>120,875</b>	<b>-52.07%</b>
<b>Operating Expenses</b>					
Gasoline Expense	5,000	4,098	81.96%	5,000	0.00%
Mileage Reimbursement	7,500	3,893	51.91%	5,950	-20.67%
Toll Tag Expense	4,100	2,773	67.63%	3,120	-23.90%
Parking	38,595	33,178	85.96%	41,175	6.68%
Meeting Facilities	450	-	0.00%	250	-44.44%
CommunityMeeting/ Events	5,000	-	0.00%	5,000	0.00%
Meeting Expense	6,750	4,304	63.76%	9,800	45.19%
Public Notices	2,400	100	4.17%	2,200	-8.33%
Postage Expense	5,950	538	9.04%	5,650	-5.04%
Overnight Delivery Services	1,600	551	34.47%	1,600	0.00%
Local Delivery Services	1,950	6	0.29%	1,250	-35.90%
Insurance Expense	90,000	58,167	64.63%	90,000	0.00%
Repair & Maintenance-General	500	480	96.09%	500	0.00%
Repair & Maintenance-Vehicles	100	460	459.92%	500	400.00%
Repair & Maintenance Toll Equip	5,000	2,047	40.94%	5,000	0.00%
Rent Expense	190,000	173,006	91.06%	250,000	31.58%
Water	7,500	5,183	69.11%	7,500	0.00%
Electricity	83,500	53,152	63.65%	178,500	113.77%
Other Licenses	250	510	204.00%	640	156.00%
Community Initiative Grants	65,000	47,500	73.08%	65,000	0.00%
<b>Non Cash Operating Expenses</b>					
Amortization Expense	1,230,000	1,024,355	83.28%	76,000	-93.82%
Dep Exp- Furniture & Fixtures	16,500	7,076	42.88%	9,000	-45.45%
Dep Expense - Equipment	14,500	13,980	96.41%	26,400	82.07%
Dep Expense - Autos & Trucks	5,000	5,174	103.47%	7,000	40.00%
Dep Expense-Buildng & Toll Fac	177,000	147,132	83.13%	177,000	0.00%
Dep Expense-Highways & Bridges	5,000,000	4,139,339	82.79%	8,000,000	60.00%
Dep Expense-Communic Equip	195,000	159,029	81.55%	195,000	0.00%
Dep Expense-Toll Equipment	465,000	384,818	82.76%	965,000	107.53%
Dep Expense - Signs	135,000	111,057	82.26%	135,000	0.00%
Dep Expense-Land Improvemts	52,000	54,837	105.46%	67,000	28.85%
Depreciation Expense-Computers	6,500	8,295	127.62%	10,000	53.85%
Total Operating Expenses	<b>7,817,645</b>	<b>6,445,038</b>	<b>82.44%</b>	<b>10,346,035</b>	<b>32.34%</b>

**Revenue and Expense by Line Item  
All Operating Departments**

Account Name	Budget Amount FY 2012	Actual Year to Date 4/30/2012	Percent of Budget	Proposed Budget FY 2013	Percent Change Prior Year
<b>Financing Expenses</b>					
Arbitrage Rebate Calculation	2,500	5,455	218.20%	6,000	140.00%
Loan Fee Expense	12,500	12,000	96.00%	12,500	0.00%
Rating Agency Expense	33,000	5,300	16.06%	35,000	6.06%
Trustee Fees	2,000	-	0.00%	6,000	200.00%
Bank Fee Expense	7,500	16,400	218.67%	8,000	6.67%
Continuing Disclosure	4,000	-	0.00%	4,000	0.00%
Interest Expense	12,038,096	10,013,863	83.18%	20,318,015	68.78%
Contingency	15,000	-	0.00%	15,000	0.00%
<b>Non Cash Financing Expenses</b>					
Bond issuance expense	385,707	415,038	107.60%	300,000	-22.22%
<b>Total Financing Expenses</b>	<b>12,500,303</b>	<b>10,468,057</b>	<b>83.74%</b>	<b>20,704,515</b>	<b>65.63%</b>
<b>Other Gains or Losses</b>					
Total Other Gains or Losses	-	-	0.00%	-	
<b>Total Expenses</b>	<b>\$ 31,374,232</b>	<b>\$ 23,984,983</b>	<b>76.45%</b>	<b>\$ 43,194,507</b>	<b>37.68%</b>
Net Income	\$ (3,672,032)	\$ 17,645,953		\$(11,533,327)	



## Administration

---

The primary role of the Administration Department is oversight and daily management of the Mobility Authority's projects and activities. In addition to the Executive Director, this department includes the Deputy Executive Director, Executive Assistant and Receptionist.

Under the direction of the Executive Director, this department is responsible for advancing the Mobility Authority's strategic mission and objectives. Serving as a direct liaison with governmental agencies and entities addressing transportation issues throughout the Central Texas region, the Executive Director serves as the primary communicator and provides information and available resources to assist in the development and implementation of the region's mobility plans and projects.

The Administration Department also provides community development and front-line customer service to the general public and all customers and elected officials who contact the Mobility Authority.

### **Major Business Functions:**

Board of Directors: Provide administrative support for the Mobility Authority's Board of Directors.

Office of the Executive Director: Oversight and daily management of the Mobility Authority's projects and activities.

Community development and outreach: Maintain working relationships with all transportation entities, neighborhoods, community organizations and the general public.

### **FY 2012 Highlights and Accomplishments:**

- Successfully opened the 183A northern extension on April 6, 2012 on time and on budget. *Strategic Initiatives: Regional Mobility, Economic Vitality*
- Negotiating innovative financing agreement with CAMPO for the MoPac Improvement Project. *Strategic Initiatives: Economic Vitality, Innovation*
- Completed biannual update of the Strategic Plan. *Strategic Initiatives: Regional Mobility, Innovation*

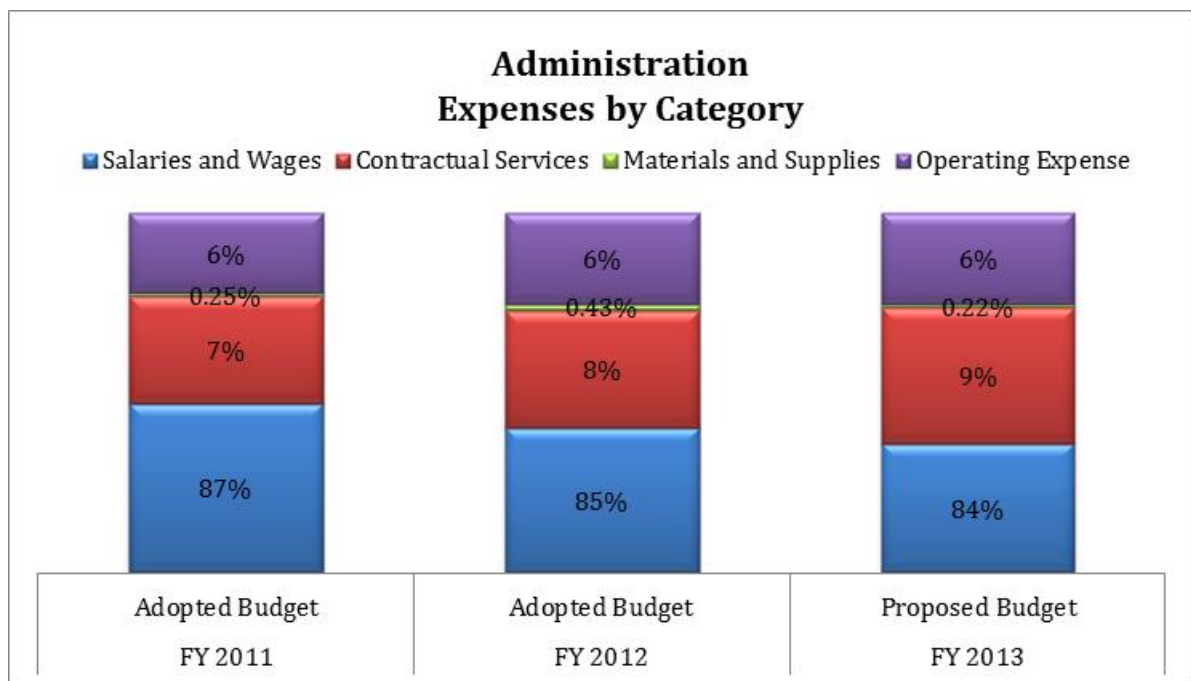
### **FY 2013 Overview and Goals:**

- Successful opening of Phase I of the Manor Expressway in fall 2012. *Strategic Initiative: Regional Mobility*
- Contract execution for final design and construction of the MoPac Improvement Project. *Strategic Initiative: Regional Mobility*
- Remain a resource on regional mobility issues and a steadfast advocate for short- and long-term transportation solutions. *Strategic Initiatives: Regional Mobility, Innovation*

## Administration

### Summary of Expenses:

	FY 2011 Adopted Budget	FY 2012 Adopted Budget	FY 2013 Proposed Budget	Increase (Decrease)
Salaries and Wages	1,207,434	980,055	966,151	-1.42%
Contractual Services	103,250	94,500	109,000	15.34%
Materials and Supplies	3,500	5,000	2,500	-50.00%
Operating Expense	76,700	72,400	72,500	0.14%
Financing Expense	0	0	0	
<b>Total Expenses</b>	<b>1,390,884</b>	<b>1,151,955</b>	<b>1,150,151</b>	<b>-0.16%</b>



### Authorized Personnel:

	Positions		
	FY 2011 Adopted	FY 2012 Adopted	FY 2013 Proposed
Executive Director	1	1	1
Deputy Director	1	1	1
Assistant to Executive Director	1	1	1
Senior Administrative Assistant	1	0	0
Receptionist	1	1	1
Community Development Specialist*	1	1	1
Project Coordinator	0	0	0
Director of Procurement & Contract Mgt	1	0	0
Intern*	1	1	1
<b>Total Positions - Administration</b>	<b>8</b>	<b>6</b>	<b>6</b>

\*Not currently Filled

**FY 2013 Proposed Operating Budget  
Administrative Services**

<b>Account Name</b>	<b>Budget Prior Year FY 2011</b>	<b>Actual Year to Date 4/30/12 FY 2012</b>	<b>Budget Amount FY 2012</b>	<b>Budget Request FY 2013</b>
<b>Expenses</b>				
<i><b>Salaries and Wages</b></i>				
Salary Expense-Regular	739,692	427,663	578,100	626,451
Part Time Salry Expense	14,000	7,927	12,000	12,000
Overtime Salary Expense	3,000	-	3,000	3,000
TCDRS	119,394	58,529	97,871	91,560
FICA	41,877	15,063	31,395	26,063
FICA MED	12,084	6,163	9,932	9,301
Health Insurance Expense	97,000	34,151	65,524	45,964
Life Insurance Expense	2,483	845	1,534	1,664
Auto Allowance Expense	9,000	4,462	9,000	10,200
Other Benefits	88,295	94,982	76,228	86,348
Unemployment Taxes	1,890	607	3,600	3,600
Salary Reserve	78,719	-	91,871	50,000
<b>Total Salaries and Wages</b>	<b>1,207,434</b>	<b>650,392</b>	<b>980,055</b>	<b>966,151</b>
<i><b>Contractual Services</b></i>				
Professional Services				-
Facility maintenance	-	550	-	-
Human Resources	-	1,250	-	-
<b>Total Professional Services</b>	<b>-</b>	<b>1,800</b>	<b>-</b>	<b>-</b>
<i><b>Other Contractual Services</b></i>				
Cell Phones	3,500	1,972	3,500	3,000
Subscriptions	750	-	1,000	1,000
Memberships	19,000	23,690	25,000	27,500
Professional Development	5,000	-	5,000	7,500
Seminars and Conferences	15,000	4,380	15,000	15,000
Staff-Travel	50,000	23,187	45,000	45,000
Other Contractual Svcs	-	177	-	-
Contractual Contingencies	10,000	8,689	-	10,000
<b>Total Other Contractual Services</b>	<b>103,250</b>	<b>62,094</b>	<b>94,500</b>	<b>109,000</b>
<b>Total Contractual Services</b>	<b>103,250</b>	<b>63,894</b>	<b>94,500</b>	<b>109,000</b>
<i><b>Materials and Supplies</b></i>				
Books & Publications	1,300	-	1,000	500
Computer Supplies	-	-	1,000	500
Office Supplies-Printed	-	702	1,000	500
Tools & Equipment Expense	1,000	-	1,000	500
Misc Materials & Supplies	1,200	-	1,000	500
<b>Total Materials and Supplies</b>	<b>3,500</b>	<b>702</b>	<b>5,000</b>	<b>2,500</b>

**FY 2013 Proposed Operating Budget  
Administrative Services**

<b>Account Name</b>	<b>Budget Prior Year FY 2011</b>	<b>Actual Year to Date 4/30/12 FY 2012</b>	<b>Budget Amount FY 2012</b>	<b>Budget Request FY 2013</b>
<b><i>Operating Expenses</i></b>				
Mileage Reimbursement	2,500	947	2,000	1,500
Toll Tag Expense	700	32	500	250
Parking	700	992	1,000	1,000
Meeting Facilities	-	-	250	250
Meeting Expense	4,000	3,114	500	2,500
Public Notices	200	-	200	-
Postage Expense	1,000	260	750	500
Overnight Delivery Services	500	151	500	500
Local Delivery Services	1,600	-	1,200	500
Repair & Maintenance-General	500	480	500	500
Community Initiative Grants	65,000	47,500	65,000	65,000
<b>Non Cash Operating Expenses</b>				
<b>Total Operating Expenses</b>	<b>76,700</b>	<b>53,826</b>	<b>72,400</b>	<b>72,500</b>
<b><i>Financing Expenses</i></b>				
<b>Non Cash Financing Expenses</b>				
<b>Total Financing Expenses</b>		-	-	-
<b><i>Other Gains or Losses</i></b>				
<b>Total Other Gains or Losses</b>		-	-	-
<b>Total Expenses</b>	<b>\$ 1,390,884</b>	<b>\$ 768,815</b>	<b>\$ 1,151,955</b>	<b>1,150,151</b>

## Financial Services

---

The primary role of the Financial Services Department is to provide financial leadership and oversight of the CTRMA. Under the direction of the Chief Financial Officer (CFO), the department is responsible for recommending and communicating strategic financial planning to the Executive Director and Board of Directors. The financial services department provides all accounting, financial, budgeting and debt management activities for the CTRMA.

### ***Major Business Functions:***

Financing: Provide direction and leadership on all CTRMA project financing.

Budget: Develop, propose and manage the CTRMA annual budget process.

Accounting: Responsible for maintaining all accounting records for the CTRMA including processing payroll, accounts payable, reconciling records and monthly and annual financial reporting. Provide all operating and capital project accounting. Assist external auditors with annual financial audit.

Treasury: Responsible for cash management and investment of all CTRMA funds. Work closely with Trustee to manage CTRMA cash flow and invest funds in accordance with the Texas Public Funds Investment Act and CTRMA Investment Policy. Maintain close working relationship with CTRMA bank providers.

Human Resources: Provide human resources support for CTRMA staff.

### ***FY 2012 Highlights and Accomplishments:***

- Researched and analyzed public-private partnership (P3) opportunities for the MoPac Improvement Project including the issuance of a Request for Information (RFI) from potential partners. *Strategic Initiative: Innovation*
- Negotiating innovative financing agreement with CAMPO for the MoPac Improvement Project. *Strategic Initiatives: Economic Vitality, Innovation*
- Secured short-term financing for future projects. *Strategic Initiatives: Economic Vitality, Regional Mobility*
- Implemented the employee performance management system to provide a mechanism to more closely tie employee performance to organizational success. *Strategic Initiative: Innovation*
- Enhanced financial reporting and disclosure. *Strategic Initiative: Innovation*

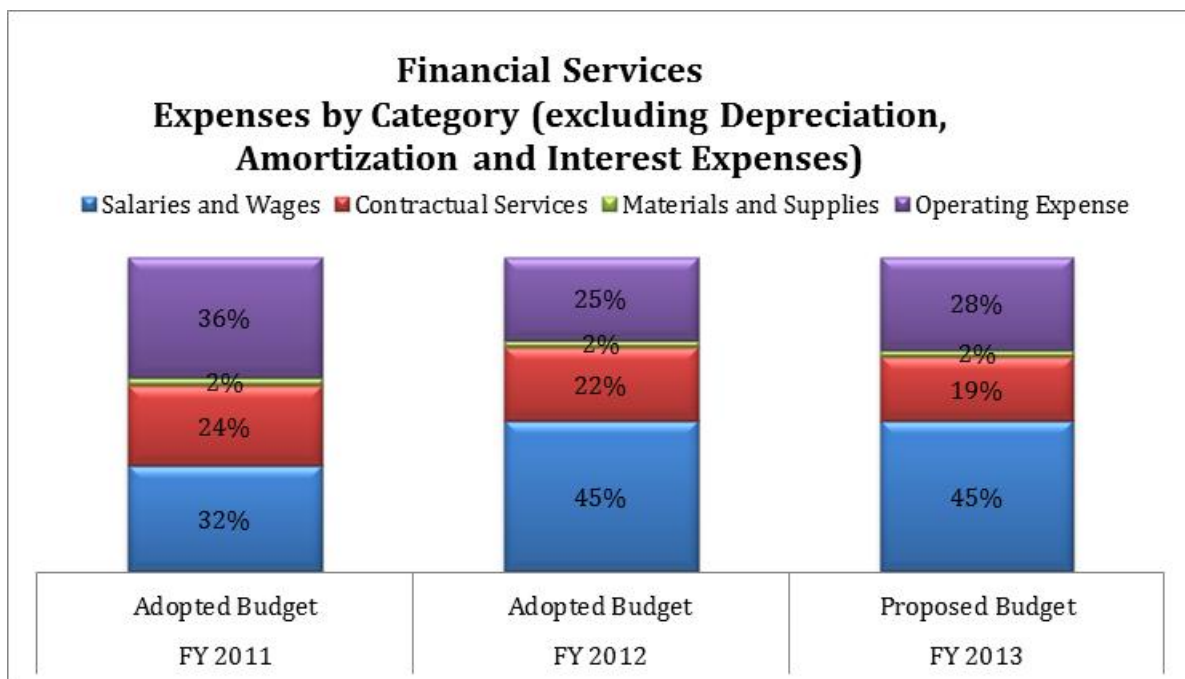
### ***FY 2013 Overview and Goals:***

- Continue development of new funding mechanisms for CTRMA projects. *Strategic Initiative: Innovation*
- Continue to develop additional methods to enhance CTRMA financial transparency and accountability. *Strategic Initiative: Innovation*
- Enhance the Authority's accounting systems for operations and capital projects. *Strategic Initiative: Innovation*

## Financial Services

### Summary of Expenses:

	FY 2011 Adopted Budget	FY 2012 Adopted Budget	FY 2013 Proposed Budget	Increase (Decrease)
Salaries and Wages	337,633	588,431	629,713	7.02%
Contractual Services	253,400	290,850	270,250	-7.08%
Materials and Supplies	23,500	26,200	26,200	0.00%
Operating Expense	8,081,875	7,620,600	10,054,040	31.93%
Financing Expense	12,443,280	12,500,303	20,704,515	65.63%
<b>Total Expenses</b>	<b>21,139,688</b>	<b>21,026,384</b>	<b>31,684,718</b>	<b>50.69%</b>



### Authorized Personnel:

	Positions		
	FY 2011 Adopted	FY 2012 Adopted	FY 2013 Proposed
CFO	1	1	1
Controller	1	1	1
Fiscal Analyst	1	1	1
<b>Total Positions - Financial Services</b>	<b>3</b>	<b>3</b>	<b>3</b>

**FY 2013 Proposed Operating Budget  
Financial Services**

Account Name	Budget Prior Year FY 2011	Actual Year to Date 4/30/12 FY 2012	Budget Amount FY 2012	Budget Request FY 2013
<b>Expenses</b>				
<i><b>Salaries and Wages</b></i>				
Salary Expense-Regular	254,193	354,968	440,000	471,196
TCDRS	36,858	50,718	63,800	68,323
FICA	11,213	15,187	18,569	19,438
FICA MED	3,686	5,126	6,380	6,832
Health Insurance Expense	12,800	26,495	27,153	29,305
Life Insurance Expense	915	732	1,188	1,272
Other Benefits	17,428	10,461	29,181	31,187
Unemployment Taxes	540	414	2,160	2,160
<b>Total Salaries and Wages</b>	<b>337,633</b>	<b>464,102</b>	<b>588,431</b>	<b>629,713</b>
<i><b>Contractual Services</b></i>				
Professional Services				
Accounting	9,800	26,024	9,500	12,000
Auditing	54,000	44,771	55,000	65,000
Human Resources	12,000	69,171	80,000	25,000
<b>Total Professional Services</b>	<b>75,800</b>	<b>139,965</b>	<b>144,500</b>	<b>102,000</b>
Other Contractual Services				
IT Services	65,000	34,385	45,000	65,000
Copy Machine	13,500	4,819	9,000	10,000
Software Licenses	23,000	734	26,000	17,000
Security Contracts	-	-	600	600
Cell Phones	600	850	1,200	1,200
Local Telephone Service	6,500	8,391	6,000	8,000
Long Distance	750	-	600	
Internet	4,800	177	4,500	3,000
Other Communication Expenses	1,500	337	1,500	1,500
Subscriptions	350	120	350	350
Memberships	600	880	600	600
Continuing Education	-	3,857	-	5,000
Professional Development	-	3,470	-	5,000
Seminars and Conferences	3,500	2,540	3,500	3,500
Staff-Travel	7,500	7,714	7,500	7,500
Contractual Contingencies	50,000	3,309	40,000	40,000
<b>Total Other Contractual Services</b>	<b>177,600</b>	<b>71,584</b>	<b>146,350</b>	<b>168,250</b>
<b>Total Contractual Services</b>	<b>253,400</b>	<b>211,549</b>	<b>290,850</b>	<b>270,250</b>

**FY 2013 Proposed Operating Budget  
Financial Services**

<b>Account Name</b>	<b>Budget Prior Year FY 2011</b>	<b>Actual Year to Date 4/30/12 FY 2012</b>	<b>Budget Amount FY 2012</b>	<b>Budget Request FY 2013</b>
<b><i>Materials and Supplies</i></b>				
Office Supplies	12,000	4,897	10,000	10,000
Computer Supplies	7,500	9,812	12,000	12,000
Copy Supplies	2,000	1,207	2,200	2,200
Office Supplies-Printed	1,000	899	2,000	2,000
<b>Total Materials and Supplies</b>	<b>23,500</b>	<b>16,815</b>	<b>26,200</b>	<b>26,200</b>
<b><i>Operating Expenses</i></b>				
Mileage Reimbursement	500	595	500	500
Toll Tag Expense	75	7	50	50
Parking	38,400	32,121	37,500	40,000
Meeting Expense	750	811	1,500	1,500
Postage Expense	-	-	-	-
Overnight Delivery Services	2,500	390	1,000	1,000
Local Delivery Services	50	-	50	50
Insurance Expense	125,000	58,167	90,000	90,000
Rent Expense	212,000	173,006	190,000	250,000
Electricity	3,600	2,308	3,500	3,500
Other Licenses	-	40	-	40
<b><i>Non Cash Operating Expenses</i></b>				
Amortization Expense	1,225,000	1,024,355	1,230,000	76,000
Dep Exp- Furniture & Fixtures	19,000	7,076	16,500	9,000
Dep Expense - Equipment	15,000	13,980	14,500	26,400
Dep Expense - Autos & Trucks	4,000	5,174	5,000	7,000
Dep Expense-Buildng & Toll Fac	177,000	147,132	177,000	177,000
Dep Expense-Highways & Bridges	5,000,000	4,139,339	5,000,000	8,000,000
Dep Expense-Communic Equip	197,000	159,029	195,000	195,000
Dep Expense-Toll Equipment	465,000	384,818	465,000	965,000
Dep Expense - Signs	135,000	111,057	135,000	135,000
Dep Expense-Land Improvemts	52,000	54,837	52,000	67,000
Depreciation Expense-Computers	410,000	8,295	6,500	10,000
<b>Total Operating Expenses</b>	<b>8,081,875</b>	<b>6,322,538</b>	<b>7,620,600</b>	<b>10,054,040</b>
<b><i>Financing Expenses</i></b>				
Arbitrage Rebate Calculation	6,000	5,455	2,500	6,000
Loan Fee Expense	12,500	12,000	12,500	12,500
Rating Agency Expense	30,000	5,300	33,000	35,000
Trustee Fees	2,000	-	2,000	6,000
Bank Fee Expense	7,500	16,400	7,500	8,000
Continuing Disclosure	-	-	4,000	4,000
Interest Expense	11,750,000	10,013,863	12,038,096	20,318,015



**FY 2013 Proposed Operating Budget  
Financial Services**

Account Name	Budget Prior Year FY 2011	Actual Year to Date 4/30/12 FY 2012	Budget Amount FY 2012	Budget Request FY 2013
Contingency	15,000	-	15,000	15,000
<b>Non Cash Financing Expenses</b>				
Bond issuance expense	620,280	415,038	385,707	300,000
<b>Total Financing Expenses</b>	<u>12,443,280</u>	<u>10,468,057</u>	<u>12,500,303</u>	<u>20,704,515</u>
<i>Other Gains or Losses</i>				
<b>Total Other Gains or Losses</b>	<u>-</u>	<u>-</u>	<u>-</u>	<u>-</u>
<b>Total Expenses</b>	<u><b>\$ 21,139,688</b></u>	<u><b>\$ 17,483,060</b></u>	<u><b>\$ 21,026,384</b></u>	<u><b>31,684,718</b></u>

## Toll Operations

---

The Operations Department is responsible for all aspects of toll collection operations and toll systems maintenance. The department is responsible for toll systems integrity and the operations of the agency's video toll and violation enforcement processes to ensure the equitable and efficient collection of the toll revenues.

### **Major Business Functions:**

Toll Collection Systems Management: Manage new toll collection systems installations, oversee daily operation of the electronic toll collection systems operations. Monitor system performance and transaction reconciliation. Oversee system maintenance to ensure accuracy and dependability.

Toll Facility Maintenance: responsible for campus and building maintenance for the CTRMA Field Office Building.

Traffic Management: Manage the third party Agreements that provide law enforcement services, courtesy patrol, traffic management and incident response for CTRMA Facilities.

Customer Service and Violation Enforcement: Manage the CTRMA contract that provides Pay-by-Mail processing, customer support and violation processing.

### **FY 2012 Highlights and Accomplishments:**

Fiscal year 2012 saw the installation and integration of five new tolling points with the successful completion of the 183-A toll road extension. Other notable accomplishments in this fiscal year included:

- The successful installation and integration of a toll system for the Cameron County Regional Mobility Authority. *Strategic Initiatives: Regional Mobility, Economic Vitality, Innovation*
- Assisted over 5,000 motorists with our HERO campaign to keep traffic moving on I-35 and 183-A. *Strategic Initiatives: Regional Mobility, Economic Vitality, Innovation*
- The significant reduction of image review costs resulting in savings of \$200,000 annually. *Strategic Initiatives: Economic Vitality, Innovation*
- An overhaul of the pre-court process increasing revenues by \$150,000 annually. *Strategic Initiatives: Economic Vitality, Innovation*
- Implementation of a tax return time collection initiative improving 3<sup>rd</sup> quarter collection revenues by 14%. *Strategic Initiatives: Economic Vitality, Innovation*
- New service offerings that provide our Pay-by-Mail customers with greater ability to manage their pay by mail invoices and get answers to their questions. *Strategic Initiatives: Economic Vitality, Innovation*
- Successful completion of the annual systems testing that reconciled transactions from the lane through our back-office. *Strategic Initiatives: Economic Vitality, Sustainability*

## Toll Operations

---

### ***FY 2013 Overview and Goals:***

The Operations department's primary goals for fiscal year 2013 include the successful installation and integration of the 290-E Phase I toll system and to decrease costs through continued improvements to revenue collection techniques.

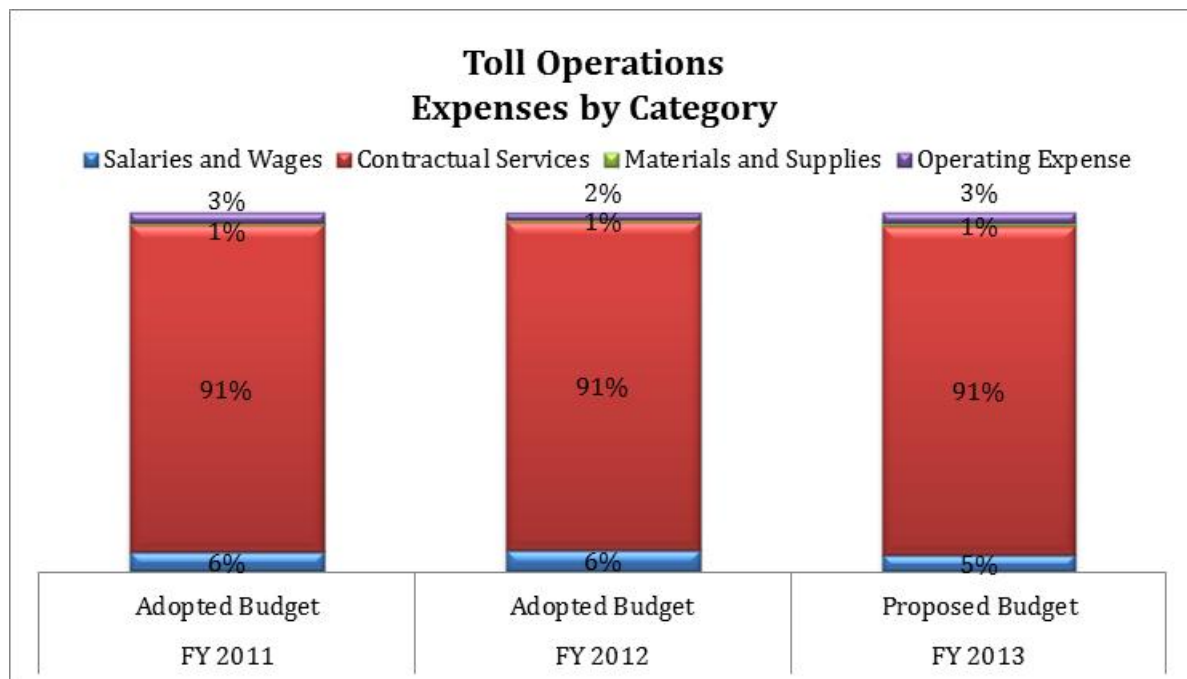
To that end, the team has developed plans to:

- Successfully implement the 290-E Phase I electronic toll collection system. *Strategic Initiatives: Regional Mobility, Economic Vitality, Innovation*
- Expand the HERO program for an additional 22 miles of coverage on I-35 and 12 miles of US 183. *Strategic Initiatives: Regional Mobility, Economic Vitality, Innovation*
- Additional reduction to image review costs. *Strategic Initiatives: Economic Vitality, Innovation*
- Additional reduction in third party collection costs. *Strategic Initiatives: Economic Vitality, Innovation*
- Complete annual systems testing to reconcile transactions from the lane to the back office to ensure accurate posting and reconciliation. *Strategic Initiatives: Economic Vitality, Sustainability*
- Investigate alternative toll collection methods which will increase electronic toll collections and reduce leakage inherent to video tolling. *Strategic Initiatives: Economic Vitality, Innovation*
- Continued improvements to reporting capabilities to allow for better operational oversight. *Strategic Initiatives: Economic Vitality, Sustainability*
- Additional enhancements to customer communication tools and processes. *Strategic Initiatives: Economic Vitality, Innovation*

## Toll Operations

### Summary of Expenses:

	FY 2011 Adopted Budget	FY 2012 Adopted Budget	FY 2013 Proposed Budget	Increase (Decrease)
Salaries and Wages	275,948	308,443	307,863	-0.19%
Contractual Services	4,557,600	4,633,991	5,743,201	23.94%
Materials and Supplies	31,000	31,000	41,175	32.82%
Operating Expense	143,200	95,725	189,075	97.52%
Financing Expense	0	0	0	
<b>Total Expenses</b>	<b>5,007,748</b>	<b>5,069,159</b>	<b>6,281,314</b>	<b>23.91%</b>



### Authorized Personnel:

	Positions		
	FY 2011 Adopted	FY 2012 Adopted	FY 2013 Proposed
Operations Director	1	1	1
Customer Service and Toll Operations Manager	1	1	1
<b>Total Positions - Toll Operations</b>	<b>2</b>	<b>2</b>	<b>2</b>

**FY 2013 Proposed Operating Budget  
Toll Operations**

Account Name	Budget Prior Year FY 2011	Actual Year to Date 4/30/12 FY 2012	Budget Amount FY 2012	Budget Request FY 2013
<b>Expenses</b>				
<i><b>Salaries and Wages</b></i>				
Salary Expense-Regular	201,631	181,759	221,000	233,320
TCDRS	29,236	26,018	32,045	33,831
FICA	10,006	8,976	10,602	10,870
FICA MED	2,924	2,613	3,205	3,383
Health Insurance Expense	17,000	12,334	24,796	8,892
Life Insurance Expense	726	397	597	630
Other Benefits	13,885	11,116	14,758	15,497
Unemployment Taxes	540	330	1,440	1,440
<b>Total Salaries and Wages</b>	<b>275,948</b>	<b>243,543</b>	<b>308,443</b>	<b>307,863</b>
<i><b>Contractual Services</b></i>				
Professional Services				
General Engineering Consultant	50,000	-	50,000	50,000
General System Consultant	175,000	40,805	175,000	175,000
Image Processing	610,000	658,631	600,000	780,000
Facility maintenance	-	15,150	20,000	41,954
HERO	-	576,556	820,000	1,629,000
<b>Total Professional Services</b>	<b>835,000</b>	<b>1,291,142</b>	<b>1,665,000</b>	<b>2,675,954</b>
Other Contractual Services				
ETC Maintenance Contract	1,288,000	552,257	840,000	1,029,900
ETC Development	125,000	15,356	125,000	125,000
ETC Testing	30,000	1,620	30,000	30,000
Law Enforcement	245,000	193,727	250,000	250,000
Special assignments	5,000	-	5,000	5,000
Traffic Management	72,000	55,890	84,000	-
Cell Phones	600	300	1,200	1,200
Local Telephone Service	10,000	2,517	10,000	10,000
Internet	1,800	258	1,500	1,500
Fiber Optic System	63,000	51,720	63,000	63,000
Other Communication Expenses	-	-	-	-
Memberships	1,000	2,500	1,000	2,859
Continuing Education	-	-	-	1,500
Professional Development	-	-	-	1,500
Seminars and Conferences	3,500	2,475	3,500	4,000
Staff-Travel	7,000	1,666	7,000	7,000
Other Contractual Svcs	-	-	100,000	-
IOP Collection Fees	1,767,200	1,004,920	1,347,791	1,434,788
Contractual Contingencies	100,000	20,642	100,000	100,000
<b>Total Other Contractual Services</b>	<b>3,722,600</b>	<b>1,905,847</b>	<b>2,968,991</b>	<b>3,067,247</b>

**FY 2013 Proposed Operating Budget  
Toll Operations**

Account Name	Budget Prior Year FY 2011	Actual Year to Date 4/30/12 FY 2012	Budget Amount FY 2012	Budget Request FY 2013
<b>Total Contractual Services</b>	4,557,600	3,196,989	4,633,991	5,743,201
<b><i>Materials and Supplies</i></b>				
Maintenance Supplies-Roadway	-	9,175	-	9,175
ETC spare parts expense	30,000	3,178	30,000	30,000
Misc Materials & Supplies	1,000	683	1,000	2,000
<b>Total Materials and Supplies</b>	31,000	13,036	31,000	41,175
<b><i>Operating Expenses</i></b>				
Mileage Reimbursement	2,000	560	2,000	1,000
Toll Tag Expense	1,000	36	1,000	300
Parking	-	-	25	25
Meeting Facilities	200	-	200	-
Meeting Expense	-	191	-	200
Postage Expense	-	-	-	50
Overnight Delivery Services	-	11	-	-
Repair & Maintenance Toll Equip	15,000	2,047	5,000	5,000
Water	7,500	5,183	7,500	7,500
Electricity	117,500	50,494	80,000	175,000
<b>Non Cash Operating Expenses</b>				
<b>Total Operating Expenses</b>	143,200	58,522	95,725	189,075
<b>Total Expenses</b>	<b>\$ 5,007,748</b>	<b>\$ 3,512,090</b>	<b>\$ 5,069,159</b>	<b>\$ 6,281,314</b>

## Communications

---

The primary role of the Communications and Marketing Department is the development and facilitation of programs that advance the mission of the agency through strategic interaction with customers and other community stakeholders. These efforts are generally classified into four general areas of specialization that include communications, marketing, media relations, and public outreach.

### ***Major Business Functions:***

Communications: This business function involves the development of communication tools such as publications, collateral material, videos, websites, displays, presentations and social media to inform customers and stakeholders about the work of the Mobility Authority. The communication function also handles customer and stakeholder inquiries and assists with dispute resolution related to agency operations. Another major communication function is the coordination and promotion of events such as groundbreakings, ribbon cuttings, and stakeholder presentations.

Marketing: Activities in the marketing area revolve primarily around the strategic promotion of the Mobility Authority, TxTag and Pay by Mail in the form of paid advertising. This can include direct mail, television, radio, print ads and sponsorships.

Media Relations: Work in the media relations area involves developing media outreach strategies, writing and distributing media alerts and news releases, building relationships with members of the media, soliciting coverage from the media, responding to media inquiries, coordinating interviews, managing the flow of information, monitoring media coverage and documenting results.

Public Involvement: Most work in this area is related to transportation projects that are planned or under construction. Public involvement means facilitating interaction between the Mobility Authority and communities and individuals that have an interest in or are impacted by a transportation project. Public involvement draws heavily on the skills of the other business functions, but at its heart it is responsible for drawing together both internal and external stakeholders to ensure projects are implemented in a productive and collaborative manner.

### ***FY 2012 Highlights and Accomplishments:***

- Hosted the 183A extension project grand opening highlighting the Mobility Authority's partnerships with Capital Metro and the cities of Leander and Cedar Park. *Strategic Initiatives: Economic Vitality, Regional Mobility, Innovation*
- Continued Implementation of the MoPac Improvement Project public involvement program. *Strategic Initiative: Regional Mobility*
- Implemented the Green Mobility Challenge to promote sustainability and environmentally friendly methods for future projects. *Strategic Initiatives: Sustainability, Innovation*
- Implemented community outreach for Manor Expressway project including roundtables, project webcams, newsletters and partnership with the Round Rock Express. *Strategic Initiatives: Economic Vitality, Innovation*

## Communications

---

- Began development of strategic initiatives to support the public outreach program for upcoming projects including the Oak Hill, Manchaca and Bergstrom Expressway environmental studies. *Strategic Initiatives: Economic Vitality, Innovation*
- Hosted the grand opening of the 183A Shared Use Path project. *Strategic Initiatives: Regional Mobility, Sustainability*
- Formed partnerships with the Texas Stars and the Round Rock Express to promote toll traffic while supporting these two regional attractions. *Strategic Initiatives: Economic Vitality, Innovation*
- Hosted regional Informed Consent Training. *Strategic Initiative: Innovation*

### ***FY 2013 Overview and Goals:***

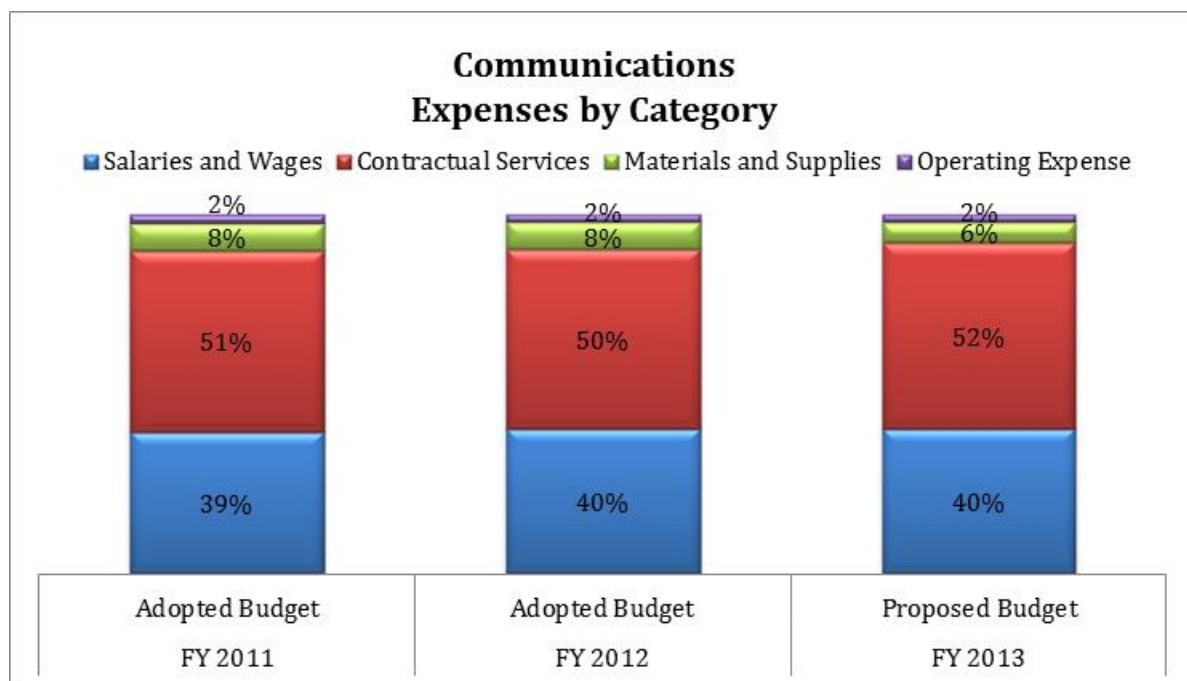
- In the coming year, the communications team intends to continue its Manor Expressway and MoPac Improvement Project Outreach. The team will be conducting promotional activities and launching an advertising campaign in preparation for the opening of the first section of the Manor Expressway project. The team will also continue to formulate the public outreach plan for construction of the MoPac Improvement Project and will be implementing the public outreach activities for the environmental studies on the MoPac South, Oak Hill, Manchaca, Bergstrom and US 183 North projects. The team has also partnered with local high schools along the 183A corridor to support their project graduation programs, and we anticipate doing that again in FY 2013. *Strategic Initiative: Innovation*
- The communications team will be incorporating the results of the Green Mobility Challenge into the innovative outreach activities for the various environmental studies that will be launched in FY 2013 and will be continuing to highlight the environmental benefits of better traffic management through strategies such as Express Lanes. We will also be continuing to work on strengthening our relationships with bicycle and pedestrian advocates and the environmental community. Efforts will be undertaken to promote and highlight results of the agency's green credits program and other sustainability efforts. *Strategic Initiative: Sustainability*
- The main focus of the communications team in FY 2013 will be media and public outreach activities for the five environmental studies that will be underway including the MoPac South, Oak Hill, Manchaca, Bergstrom and US 183 North projects. *Strategic Initiative: Regional Mobility*
- The communications team plans to continue our partnerships with the Texas Stars and Round Rock Express. We will also continue to support local chambers of commerce through membership and the participation in various advertising opportunities. We will also pursue opportunities to partner with various businesses to promote economic development and increase toll road traffic. *Strategic Initiative: Economic Vitality*



## Communications

### Summary of Expenses:

	FY 2011 Adopted Budget	FY 2012 Adopted Budget	FY 2013 Proposed Budget	Increase (Decrease)
Salaries and Wages	262,411	265,509	270,944	2.05%
Contractual Services	337,600	327,600	348,200	6.29%
Materials and Supplies	50,000	50,000	37,000	-26.00%
Operating Expense	16,300	14,700	14,700	0.00%
Financing Expense	0	0	0	
<b>Total Expenses</b>	<b>666,311</b>	<b>657,809</b>	<b>670,844</b>	<b>1.98%</b>



### Authorized Personnel:

	Positions		
	FY 2011 Adopted	FY 2012 Adopted	FY 2013 Proposed
Communications and Marketing Director	1	1	1
Communications and Marketing Specialist	1	1	1
Intern*	1	1	1
<b>Total Positions - Communications</b>	<b>3</b>	<b>3</b>	<b>3</b>

\*Not currently Filled

**FY 2013 Proposed Operating Budget  
Communications and Marketing**

Account Name	Budget Prior Year FY 2011	Actual Year to Date 4/30/12 FY 2012	Budget Amount FY 2012	Budget Request FY 2013
<b>Expenses</b>				
<i><b>Salaries and Wages</b></i>				
Salary Expense-Regular	186,775	148,758	190,600	189,073
TCDRS	25,632	21,247	26,187	27,416
FICA	10,538	7,545	10,825	10,377
FICA MED	2,708	2,116	2,764	2,742
Health Insurance Expense	23,000	20,551	20,308	26,701
Life Insurance Expense	636	340	488	510
Other Benefits	12,311	5,392	12,177	12,685
Unemployment Taxes	811	319	2,160	1,440
<b>Total Salaries and Wages</b>	<b>262,411</b>	<b>206,268</b>	<b>265,509</b>	<b>270,944</b>
<i><b>Contractual Services</b></i>				
Professional Services				
Photography	15,000	12,549	15,000	15,000
Communications and Marketing	-	-	-	-
<b>Total Professional Services</b>	<b>15,000</b>	<b>12,549</b>	<b>15,000</b>	<b>15,000</b>
Other Contractual Services				
Graphic Design Services	10,000	400	10,000	10,000
Website Maintenance	45,000	16,977	25,000	35,000
Research Services	20,000	3,100	25,000	50,000
Communications and Marketing	170,000	93,326	170,000	140,000
Advertising Expense	25,000	31,876	40,000	60,000
Direct Mail	5,000	-	5,000	5,000
Video Production	5,000	1,946	5,000	5,000
Radio	20,000	-	15,000	10,000
Other Public Relations	2,500	-	2,500	2,500
Cell Phones	600	1,388	600	1,200
Subscriptions	500	-	500	500
Memberships	1,000	385	1,000	1,000
Continuing Education	-	-	-	-
Seminars and Conferences	5,000	595	5,000	5,000
Staff-Travel	8,000	201	8,000	8,000
TxTag Collection Fees	-	-	-	-
<b>Total Other Contractual Services</b>	<b>322,600</b>	<b>150,193</b>	<b>312,600</b>	<b>333,200</b>
<b>Total Contractual Services</b>	<b>337,600</b>	<b>162,742</b>	<b>327,600</b>	<b>348,200</b>
<i><b>Materials and Supplies</b></i>				
Books & Publications	-	-	-	-
Office Supplies	-	-	-	-

**FY 2013 Proposed Operating Budget  
Communications and Marketing**

Account Name	Budget Prior Year FY 2011	Actual Year to Date 4/30/12 FY 2012	Budget Amount FY 2012	Budget Request FY 2013
Annual Report printing	10,000	7,673	10,000	7,000
Other Reports-Printing	20,000	1,298	20,000	10,000
Direct Mail Printing	5,000	-	5,000	5,000
Office Supplies-Printed	-	429	-	
Promotional Items	10,000	-	10,000	10,000
Displays	5,000	-	5,000	5,000
<b>Total Materials and Supplies</b>	<b>50,000</b>	<b>9,400</b>	<b>50,000</b>	<b>37,000</b>
<i><b>Operating Expenses</b></i>				
Mileage Reimbursement	1,500	621	1,500	1,500
Toll Tag Expense	200	38	200	200
Parking	100	-	-	
CommunityMeeting/ Events	5,000	-	5,000	5,000
Meeting Expense	500	42	500	500
Public Notices	2,000	-	2,000	2,000
Postage Expense	5,000	227	5,000	5,000
Local Delivery Services	500	-	500	500
<b>Non Cash Operating Expenses</b>				
<b>Total Operating Expenses</b>	<b>16,300</b>	<b>928</b>	<b>14,700</b>	<b>14,700</b>
<i><b>Financing Expenses</b></i>				
<b>Non Cash Financing Expenses</b>				
<b>Total Financing Expenses</b>		-	-	-
<i><b>Other Gains or Losses</b></i>				
<b>Total Other Gains or Losses</b>		-	-	-
<b>Total Expenses</b>	<b>\$ 666,311</b>	<b>\$ 379,338</b>	<b>\$ 657,809</b>	<b>670,844</b>

## Law Department

---

The primary role of the Law Department is to provide trusted legal advice and counsel to support and advance the mission of the Mobility Authority. The General Counsel and Legal Assistant work with the Mobility Authority Board of Directors, the Executive Director, and staff to identify, consider, and respond to legal issues. The Law Department provides information, advice, and guidance on compliance with applicable laws; and represents the Authority's interests in its relationships with customers, other agencies, consultants, vendors, and the public. The Law Department coordinates and collaborates with outside counsel to provide the resources and expertise needed to support the Mobility Authority's projects, programs, and operations.

### **Major Business Functions:**

- Identify, research, and advise the Board, Executive Director, and staff on legal issues that arise in connection with operations and functions of the Mobility Authority.
- Ensure that the Board and management receive timely and sound legal advice so that Mobility Authority actions comply with applicable laws and regulations.
- Coordinate, review, and prepare agendas and backup material for all Board meetings.
- Draft, review, and advise on documents necessary or desirable to implement Mobility Authority programs and operations, such as:
  - Resolutions and policy code provisions enacted by the Board;
  - Procurement documents such as requests for information, qualifications, or proposals and related procurement documents;
  - Contracts with vendors and interlocal agreements other government agencies;
  - Documents required by open government and ethics laws, such as agendas, responses to requests for public information, and disclosure of conflicts of interest and personal financial information.
- Advise on implementation, construction, and application of existing agreements, and on legal issues that arise under those agreements.
- Assist in managing Mobility Authority records and document retention systems to ensure compliance with legal requirements and best practices.
- Manage appropriate, efficient use of outside counsel resources to provide the legal support required by the Mobility Authority.

### **FY 2012 Highlights and Accomplishments:**

- Drafted the Mobility Authority Policy Code adopted by the Board in February, 2012, to codify all existing policies passed by the Board since January, 2003; recommended, drafted, and presented subsequent Policy Code revisions adopted to update policies based on changes in applicable law and evolving Mobility Authority requirements. *Strategic Initiative: Innovation*

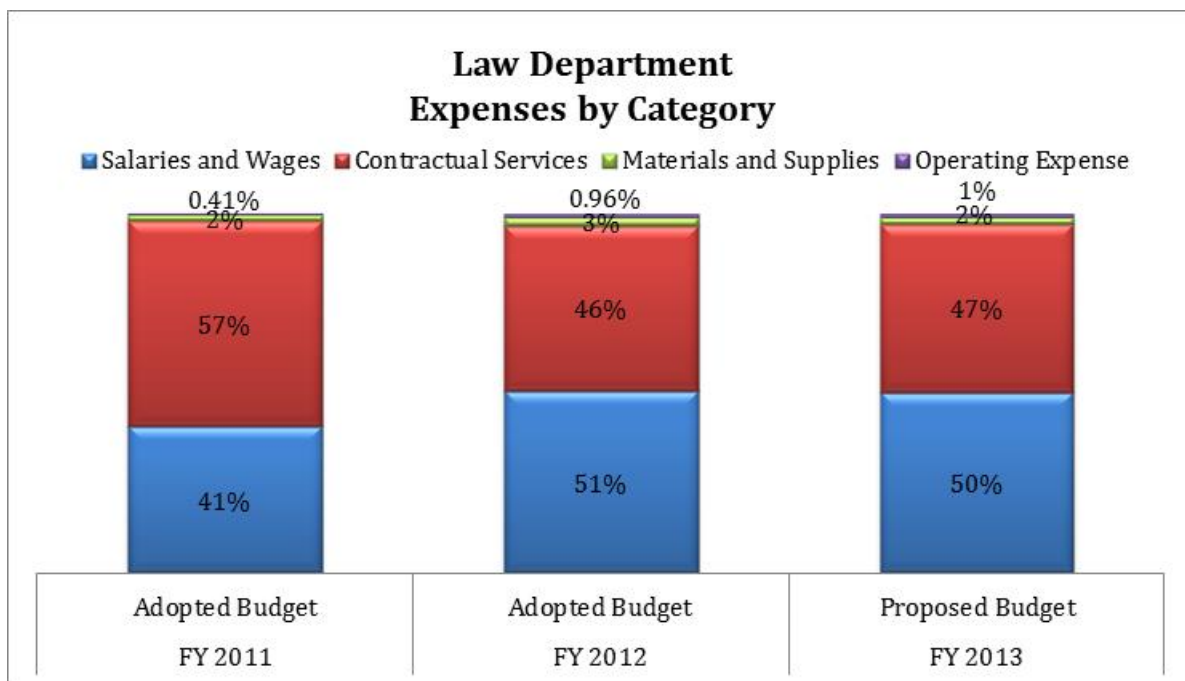
### **FY 2013 Overview and Goals:**

- Continue to manage and provide legal support for Mobility Authority projects.
- Review, analyze, and recommend proposed revisions to the Policy Code needed to comply with evolving legal requirements and best practices.
- Review and update contract and document templates and procedures as needed to increase efficiency and best practices in Mobility Authority procurements. *Strategic Initiative: Innovation*
- Provide legal support and advice responding to proposals in the 83<sup>rd</sup> Legislature to change state laws that affect the Mobility Authority.

## Law Department

### Summary of Expenses:

	FY 2011 Adopted Budget	FY 2012 Adopted Budget	FY 2013 Proposed Budget	Increase (Decrease)
Salaries and Wages	290,605	288,480	300,839	4.28%
Contractual Services	410,000	260,800	279,800	7.29%
Materials and Supplies	11,500	15,000	12,000	-20.00%
Operating Expense	2,900	5,450	5,920	8.62%
Financing Expense	0	0	0	
<b>Total Expenses</b>	<b>715,005</b>	<b>569,730</b>	<b>598,559</b>	<b>5.06%</b>



### Authorized Personnel:

	Positions		
	FY 2010 Adopted	FY 2011 Adopted	FY 2012 Proposed
Legal Counsel	1	1	1
Administrative Assistant	1	1	1
<b>Total Positions - Legal</b>	<b>2</b>	<b>2</b>	<b>2</b>

**FY 2013 Proposed Operating Budget  
Law Department**

<b>Account Name</b>	<b>Budget Prior Year FY 2011</b>	<b>Actual Year to Date 4/30/12 FY 2012</b>	<b>Budget Amount FY 2012</b>	<b>Budget Request FY 2013</b>
<b>Expenses</b>				
<i><b>Salaries and Wages</b></i>				
Salary Expense-Regular	198,310	190,378	212,000	217,509
Overtime Salary Expense	1,000	-	1,000	
TCDRS	28,900	25,059	30,885	31,539
FICA	9,183	7,796	10,075	10,168
FICA MED	2,890	2,699	3,089	3,154
Health Insurance Expense	35,500	17,280	15,153	21,905
Life Insurance Expense	714	386	572	587
Other Benefits	13,568	11,678	14,266	14,537
Unemployment Taxes	540	452	1,440	1,440
<b>Total Salaries and Wages</b>	<b>290,605</b>	<b>255,729</b>	<b>288,480</b>	<b>300,839</b>
<i><b>Contractual Services</b></i>				
Professional Services				
Legal	400,000	100,714	250,000	270,000
<b>Total Professional Services</b>	<b>400,000</b>	<b>100,714</b>	<b>250,000</b>	<b>270,000</b>
Other Contractual Services				
Software Licenses	-	70	-	200
Advertising Expense	-	31	-	-
Cell Phones	600	400	600	600
Memberships	900	1,660	1,500	2,000
Continuing Education	2,000	635	2,000	800
Seminars and Conferences	2,500	314	2,500	2,500
Staff-Travel	3,500	900	3,500	3,000
Other Contractual Svcs	-	-	200	200
Contractual Contingencies	500	-	500	500
<b>Total Other Contractual Services</b>	<b>10,000</b>	<b>4,030</b>	<b>10,800</b>	<b>9,800</b>
<b>Total Contractual Services</b>	<b>410,000</b>	<b>104,744</b>	<b>260,800</b>	<b>279,800</b>
<i><b>Materials and Supplies</b></i>				
Books & Publications	11,500	7,738	15,000	12,000
Maintenance Supplies Expense	-	-	-	
<b>Total Materials and Supplies</b>	<b>11,500</b>	<b>7,738</b>	<b>15,000</b>	<b>12,000</b>
<i><b>Operating Expenses</b></i>				
Mileage Reimbursement	750	133	500	250
Toll Tag Expense	100	4	50	20

**FY 2013 Proposed Operating Budget  
Law Department**

Account Name	Budget Prior Year FY 2011	Actual Year to Date 4/30/12 FY 2012	Budget Amount FY 2012	Budget Request FY 2013
Parking	50	-	50	50
Meeting Expense	150	18	4,150	5,000
Public Notices	200	100	200	200
Postage Expense	-	52	200	100
Overnight Delivery Services	150	-	100	100
Local Delivery Services	1,500	6	200	200
<b>Non Cash Operating Expenses</b>				
<b>Total Operating Expenses</b>	<hr/> <hr/> 2,900	<hr/> <hr/> 312	<hr/> <hr/> 5,450	<hr/> <hr/> 5,920
<i>Financing Expenses</i>				
<b>Non Cash Financing Expenses</b>				
<b>Total Financing Expenses</b>	<hr/> <hr/>	<hr/> <hr/> -	<hr/> <hr/> -	<hr/> <hr/> -
<i>Other Gains or Losses</i>				
<b>Total Other Gains or Losses</b>	<hr/> <hr/>	<hr/> <hr/> -	<hr/> <hr/> -	<hr/> <hr/> -
<b>Total Expenses</b>	<hr/> <hr/> <b>\$ 715,005</b>	<hr/> <hr/> <b>\$ 368,522</b>	<hr/> <hr/> <b>\$ 569,730</b>	<hr/> <hr/> <b>598,559</b>

## Engineering

---

The primary role of the Engineering Department is to provide leadership and direction for all engineering functions within the Mobility Authority.

### **Major Business Functions:**

Project Inception and Feasibility: Coordinate with other transportation providers in the region (TxDOT, City of Austin, Travis County, and Williamson County) to assure that mobility needs for the region are defined and included in the Long Range Transportation Plan. Provide feasibility analysis for selected projects to evaluate implementation priority.

Project Development: Accurately program and develop priority projects to the appropriate level for implementation based on coordination with stakeholders. Stakeholders would include external – federal and state agencies, local governments and the general public. Internal stakeholders would include the Board of Directors, the Executive Director, Legal Department, Financial Team, Toll Operations Department, General Engineering Consultants and Public Relations Department. The deliverable may include schematic level design, or more complete design as well as the appropriate level of environmental documentation and clearance.

Project Implementation: Determine the appropriate project delivery method and oversight to provide the Authority with a project of the highest quality that meets the financial and timing constraints.

Roadway Maintenance: Quantifiable definition of appropriate levels of roadway maintenance that will drive the estimated maintenance costs for any given project over the life of any debt and beyond.

Programmatic annual assessment of roadway conditions and estimated maintenance costs (needs) for the next fiscal year. Oversight of all maintenance activities performed on Authority roadways or other assets.

### **FY 2012 Highlights and Accomplishments:**

- Successful opening of the 183A Phase II toll project on-time and on-budget. *Strategic Initiatives: Regional Mobility, Economic Vitality*
- Continued progress on the construction of the direct connectors on the 290E toll project to and from US 183 using “economic stimulus” funding. *Strategic Initiatives: Regional Mobility, Economic Vitality*
- Continued progress on the design-build Comprehensive Development Agreement (CDA) for the 290E toll project from US 183 east to SH 130. *Strategic Initiatives: Regional Mobility, Economic Vitality*
- Creation of project summary sheets for the Dashboard which can be printed off individually or all together as a group. *Strategic Initiative: Innovation*
- Formation of the preliminary project development teams to perform the environmental clearance for the SH 45SW project and the US 290(W)/ SH 71(W) interchange project. *Strategic Initiatives: Regional Mobility, Economic Vitality*



## Engineering

---

### ***FY 2012 Highlights and Accomplishments (cont.):***

- Success in getting the environmental and final design for the MoPac South improvement project funded with Rider 42 money from TxDOT. *Strategic Initiatives: Regional Mobility, Innovation*
- Success in getting the environmental phase of the US 183(N) improvement project funded with STP MM money from CAMPO. *Strategic Initiatives: Regional Mobility, Innovation*
- Hired a new Engineering Manager for the engineering department to assist with project development activities. *Strategic Initiatives: Regional Mobility, Innovation*

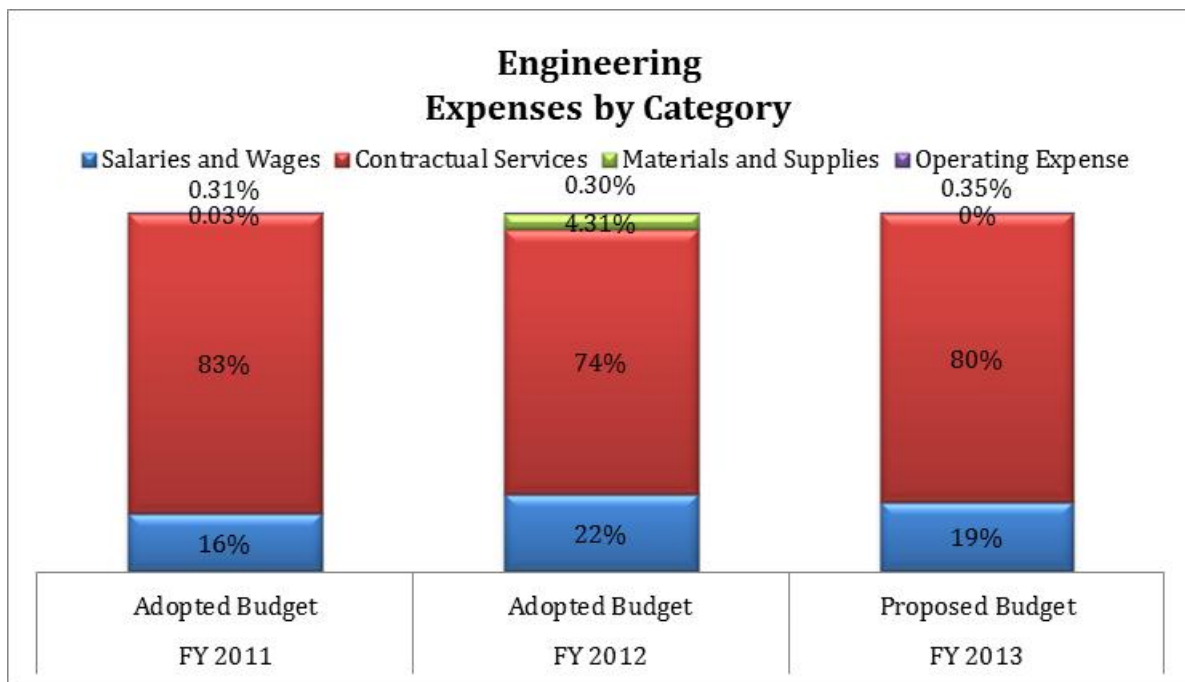
### ***FY 2013 Overview and Goals:***

- Continue program support from our two General Engineering Consultant's (GEC's) for all annual Operations Budget activities including; financial planning support, technology support, contract procurement and management support, trust indenture support, general program support and roadway operations and maintenance support. *Strategic Initiative: Innovation*
- Completion of the MoPac Improvement Project environmental process. *Strategic Initiatives: Regional Mobility, Economic Vitality*
- Completion of the 183S (Bergstrom Expressway) environmental process. *Strategic Initiatives: Regional Mobility, Economic Vitality*
- Complete the Green Mobility Challenge for SH 45SW and US 290W (The Y) during the environmental process. *Strategic Initiatives: Regional Mobility, Sustainability*
- Assist with definition, organization and codification of operating policies for the Authority. *Strategic Initiative: Innovation*
- Assist with definition of operations budget code descriptions. *Strategic Initiative: Innovation*
- Continue to enhance the "modified" design-bid-build project delivery model based on lessons learned from the 290E direct connector project and the 183A Phase II project. *Strategic Initiatives: Innovation, Sustainability*
- Research appropriate performance measures for the Engineering Department as well as the Authority with respect to transportation project implementation. *Strategic Initiative: Innovation*

## Engineering

### Summary of Expenses:

	FY 2011 Adopted Budget	FY 2012 Adopted Budget	FY 2013 Proposed Budget	Increase (Decrease)
Salaries and Wages	539,671	628,325	546,121	-13.08%
Contractual Services	2,781,100	2,137,100	2,251,000	5.33%
Materials and Supplies	1,000	125,000	2,000	-98.40%
Operating Expense	10,270	8,770	9,800	11.74%
Financing Expense	0	0	0	
<b>Total Expenses</b>	<b>3,332,041</b>	<b>2,899,195</b>	<b>2,808,921</b>	<b>-3.11%</b>



### Authorized Personnel:

	Positions		
	FY 2011 Adopted	FY 2012 Adopted	FY 2013 Proposed
Engineering Director	1	1	1
Engineering Manager	1	1	1
Maintenance Manager	1	1	1
Administrative Assistant*	0	1	1
<b>Total Positions - Engineering</b>	<b>3</b>	<b>4</b>	<b>4</b>

\*Position moved to Engineering in FY 2011

**FY 2013 Proposed Operating Budget  
Engineering Services**

Account Name	Budget Prior Year FY 2011	Actual Year to Date 4/30/12 FY 2012	Budget Amount FY 2012	Budget Request FY 2013
<b>Expenses</b>				
<i><b>Salaries and Wages</b></i>				
Salary Expense-Regular	317,866	237,327	368,601	378,390
Contractual Employees Expense	105,000	7,623	105,000	5,000
TCDRS	46,091	33,856	53,447	54,867
FICA	14,666	11,770	16,390	19,517
FICA MED	4,609	3,389	5,345	5,487
Health Insurance Expense	28,000	32,861	51,593	53,603
Life Insurance Expense	1,144	520	995	1,021
Other Benefits	21,657	9,673	24,695	25,356
Unemployment Taxes	638	397	2,259	2,880
<b>Total Salaries and Wages</b>	<b>539,671</b>	<b>337,415</b>	<b>628,325</b>	<b>546,121</b>
<i><b>Contractual Services</b></i>				
Professional Services				
General Engineering Consultant	1,550,000	780,443	1,200,000	1,200,000
Facility maintenance	90,000	977	-	-
<b>Total Professional Services</b>	<b>1,640,000</b>	<b>781,419</b>	<b>1,200,000</b>	<b>1,200,000</b>
Other Contractual Services				
Emergency Maintenance	10,000	-	10,000	10,000
Roadway Maintenance Contract	300,000	74,559	300,000	640,000
Landscape Maintenance	200,000	119,361	280,000	280,000
Signal & Illumination Maint	250,000	64,950	175,000	-
Mowing and litter control	300,000	52,095	40,000	-
Hazardous Material Cleanup	10,000	-	10,000	-
Striping	50,000	26,459	75,000	-
Graffiti removal	10,000	-	10,000	-
Cell Phones	1,600	2,001	3,600	2,500
Other Communication Expenses	-	-	-	10,000
Continuing Education	1,000	-	-	-
Seminars and Conferences	3,000	1,255	3,000	3,000
Staff-Travel	5,500	3,321	5,500	5,500
Other Contractual Svcs	-	-	25,000	-
Roadway maintenance contract	-	(210)	-	-
Contractual Contingencies	-	1,475	-	100,000
<b>Total Other Contractual Services</b>	<b>1,141,100</b>	<b>345,266</b>	<b>937,100</b>	<b>1,051,000</b>
<b>Total Contractual Services</b>	<b>2,781,100</b>	<b>1,126,686</b>	<b>2,137,100</b>	<b>2,251,000</b>
<i><b>Materials and Supplies</b></i>				
Office Supplies	-	-	-	1,000

**FY 2013 Proposed Operating Budget  
Engineering Services**

<b>Account Name</b>	<b>Budget Prior Year FY 2011</b>	<b>Actual Year to Date 4/30/12 FY 2012</b>	<b>Budget Amount FY 2012</b>	<b>Budget Request FY 2013</b>
Ice Control Materials	-	-	25,000	-
Maintenance Supplies-Roadway	-	-	100,000	
Tools & Equipment Expense	500	142	-	500
Misc Materials & Supplies	500	-	-	500
<b>Total Materials and Supplies</b>	<b>1,000</b>	<b>142</b>	<b>125,000</b>	<b>2,000</b>
<b><i>Operating Expenses</i></b>				
Gasoline Expense	3,500	4,098	5,000	5,000
Mileage Reimbursement	1,000	1,037	1,000	1,200
Toll Tag Expense	2,300	2,657	2,300	2,300
Parking	20	64	20	100
Meeting Expense	-	128	100	100
Overnight Delivery Services	100	-	-	
Repair & Maintenance-General	200	-	-	
Repair & Maintenance-Vehicles	2,900	460	100	500
Other Licenses	250	470	250	600
<b>Non Cash Operating Expenses</b>				
<b>Total Operating Expenses</b>	<b>10,270</b>	<b>8,914</b>	<b>8,770</b>	<b>9,800</b>
<b><i>Financing Expenses</i></b>				
<b>Total Financing Expenses</b>		-	-	-
<b><i>Other Gains or Losses</i></b>				
<b>Total Other Gains or Losses</b>		-	-	-
<b>Total Expenses</b>	<b>\$ 3,332,041</b>	<b>\$ 1,473,157</b>	<b>\$ 2,899,195</b>	<b>2,808,921</b>

## Consolidated Staffing Schedule

Authorized Personnel:	Positions		
	FY 2011 Adopted	FY 2012 Adopted	FY 2013 Proposed
<b><u>Administration</u></b>			
Executive Director	1	1	1
Deputy Director	1	1	1
Assistant to Executive Director	1	1	1
Senior Administrative Assistant	1	0	0
Receptionist	1	1	1
Community Development Specialist*	1	1	1
Project Coordinator	0	0	0
Director of Procurement & Contract Mgt	0	0	0
Intern*	1	1	1
<b><u>Financial Services</u></b>			
CFO	1	1	1
Controller	1	1	1
Fiscal Analyst	1	1	1
<b><u>Toll Operations</u></b>			
Operations Director	1	1	1
Customer Service and Toll Operations Manager	1	1	1
<b><u>Communications and Marketing</u></b>			
Communications and Marketing Director	1	1	1
Communications and Marketing Specialist	1	1	1
Intern*	1	1	1
<b><u>Legal</u></b>			
Legal Counsel	1	1	1
Administrative Assistant	1	1	1
<b><u>Engineering</u></b>			
Engineering Director	1	1	1
Engineering Manager	1	1	1
Maintenance Manager	1	1	1
Administrative Assistant	0	1	1
<b>Total Positions</b>	<b>20</b>	<b>20</b>	<b>20</b>

*\*Positions currently not filled*

## Operating Capital Budget

---

### FY 2013 Operating Capital Budget

#### Operating Capital Budget

Server and other hardware replacements	\$	15,000
Office move		50,000
Document Management Software		50,000
Financial Software		30,000
<b>Total Operating Capital Budget</b>	<b>\$</b>	<b>145,000</b>

## FY 2013 Proposed System Operating Budget

<b>System Operating Costs</b>		
	<b>Operating Expenses</b>	<b>6,281,314</b>
Toll Operations	Insurance Expense	90,000
Finance Department	Trustee Expense	6,000
Finance Department	Salaries	314,857
Finance Department	Rent	250,000
Finance Department	Contractual	161,550
Finance Department	Materials and Supplies	19,650
Legal	Salaries	120,336
Legal	Contractual	135,000
Communications	Salaries	135,472
Communications	Contractual	115,000
Communications	Materials and Supplies	8,100
Engineering	Salaries	163,836
Engineering	Contractual	366,250
Administration	Salaries	386,456
<b>Total System Operating Costs</b>		<b>8,553,821</b>

## Debt Service Schedules

Central Texas Regional Mobility Authority  
Schedule of Outstanding Debt  
Fiscal Year 2013

Debt Issue	Date of Issue	Date of Maturity	Average Interest Rates	Amount Issued	Amount Outstanding 7/1/2012
			30 bps over		
2011 Regions Loan (Revolving Line of Credit)	1-Nov-2011	1-Nov-2014	LIBOR	\$ 5,000,000	\$ 400,000
2011 Senior Lien Revenue Bonds	29-Jun-2011	1-Jan-2046	5.75% - 6.25%	295,930,000	295,930,000
2011 Senior Lien Capital Appreciation Bonds	29-Jun-2011	1-Jan-2026	5.90% - 6.50%	9,999,944	9,999,944
2011 Subordinated Lien Revenue Bonds	29-Jun-2011	1-Jan-2041	6.75%	70,000,000	70,000,000
2010 Senior Lien Revenue Bonds	1-Mar-2010	1-Jan-2040	5.75%	59,880,000	59,880,000
2010 Senior Lien Capital Appreciation Bonds	1-Mar-2010	1-Jan-2040	7.20% - 7.85%	34,999,710	34,999,710
2010 Subordinated Lien Fixed Build America Bonds	1-Mar-2010	1-Jan-2040	11.625%*	35,000,000	35,000,000
2010 Subordinated Lien CPI Build America Bonds	1-Mar-2010	1-Jan-2040	12.28%*	10,000,000	10,000,000
2005 Senior Lien Revenue Bonds	1-Feb-2005	1-Jan-2045	3.50% - 5.00%	151,635,000	150,140,000
2005 Senior Lien Capital Appreciation Bonds	1-Feb-2005	1-Jan-2021	4.20% - 4.60%	16,332,611	16,332,611
2005 TIFIA Loan	1-Mar-2005	1-Jan-2042	4.69%	66,000,000	65,900,000
<b>Total Debt Service</b>				<b>\$ 754,777,265</b>	<b>\$ 748,582,265</b>



## Debt Service Schedules

### Debt Service Schedule Fiscal Year 2013

	Principal	Regular Interest	Accreted Interest	Capitalized Interest
<b>2005 Senior Lien</b>				
1/1/2013	2,720,000	3,682,375		
7/1/2013		3,614,375		
<b>2005 CABs</b>				
1/1/2013			496,072	
7/1/2013			507,032	
<b>TIFIA</b>				
1/1/2013	150,000	1,817,998		
7/1/2013		1,814,480		
1/1/2013 Prepayment	818,552			
<b>2010 Senior Lien CABs</b>				
1/1/2013 (cap I)			1,578,222	
7/1/2013 (cap I)			1,638,023	
<b>2010 Senior Lien Current Interest Bonds</b>				
1/1/2013				1,721,550
7/1/2013		1,721,550		
<b>2010 Subordinated Lien Fixed</b>				
1/1/2013		1,322,344		
7/1/2013		1,322,344		
<b>2010 Subordinated Lien CPI</b>				
1/1/2013		399,100		
7/1/2013		399,100		
<b>2011 Senior Lien</b>				
1/1/2013				8,946,606
7/1/2013				8,946,606
<b>2011 Senior Lien CABs</b>				
1/1/2013			334,215	
7/1/2013			344,770	
<b>2011 Subordinated Lien</b>				
1/1/2013				2,362,500
7/1/2013				2,362,500
<b>2011 Regions Loan</b>		5,000		
<b>Total Debt Service</b>	<b>\$ 3,688,552</b>	<b>\$ 16,098,666</b>	<b>\$ 4,898,333</b>	<b>\$ 24,339,762</b>

#### Reconciliation

Interest Expense (non capital)	20,318,015
Capitalized Interest (projects)	24,339,762
Accreted Interest (projects)	678,984
Total Interest FY 2013	<u>45,336,761</u>
Principal	3,688,552
Total Debt Service	<u>\$ 49,025,313</u>

## Capital Improvement Program

Project Name	Estimated Total Project Cost	FY 2013 Estimated Amount	Funding Source*
183A Extension (to completion)	\$ 123,700,000	\$ 2,000,000	Revenue Bond Financing
South Brushy Creek Pedestrian Bridge (to completion)	850,000	650,000	TxDOT Trans. Enhancement Grant, WilCo, 183A Ext. Funds
US 183/183A Intersection Improvements (to completion)	3,200,000	2,900,000	TxDOT Pass-Through Agreement, Private Developer; General Fund
Value Pricing Project	1,525,530	1,525,530	80% Federal Grant; 20% General Fund match
Ride Share Project	150,000	150,000	80% Federal Grant; 20% General Fund match
Manor Expressway Phase I Direct Connects (to completion)	73,400,000	1,000,000	Stimulus Funds
Manor Expressway Phase II (to completion)	353,100,000	107,000,000	Bond Financing, TxDOT FAA
Mopac Express Lanes Project - North (to completion)	197,100,000	21,176,000	CAMPO Project Development Funds; Federal Aid Mobility Funds (TxDOT FAA)
Mopac Express Lanes Project - South (to construction)	16,500,000	4,000,000	TxDOT Proposition 12 Funds
US 183 South (to environmental clearance)	4,400,000	831,000	Federal Aid Mobility Funds (TxDOT FAA)
SH 45 SW (to environmental clearance)	2,000,000	1,290,000	Federal Aid Mobility Funds (TxDOT FAA)
US 290 West - The "Y" (to environmental clearance)	3,100,000	1,350,000	Federal Aid Mobility Funds (TxDOT FAA)
US 183 N Express Lanes (to environmental clearance)	7,200,000	3,200,000	STP-MM Funds
	<u>\$ 786,225,530</u>	<u>\$ 147,072,530</u>	

\*Note: Funds have been allocated to the Authority through the various funding sources however not all funding agreements have been executed.